


## Stains

### Problem

- Brown/yellow marks on pool lining
- Won't brush off



### Solution

- Treatment requires a double dose of hth® Metal Remover (follow directions for use).



OR

- Add hth® Stain Lift & Prevent\* (follow directions for use).



\* where available

### Problem

- Black/blue marks on pool lining
- Won't brush off



### Solution

- Treatment requires a double dose of hth® Metal Remover (follow directions for use).



OR


- Add hth® Stain Lift & Prevent\* (follow directions for use).



\* where available

### Problem

- Green/yellow marks on pool lining
- Won't brush off



### Solution

- Treatment requires a double dose of hth® Metal Remover (follow directions for use).



## Basic Pool Care

### Maintain Levels

Prevent staining & damage to linings & fittings

pH 7.2 - 7.6  
Total Alkalinity (TA) 80 - 120ppm  
Stabiliser <50ppm  
Chlorine 1 - 3ppm  
Copper/Iron 0

High levels of stabiliser may result in insufficient free chlorine and harmful bacteria in your pool water.

### Filter

Filtering may vary due to pool volume and pump/filter throughput

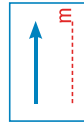
- Summer: 12 hours / night
- Winter: 6 - 8 hours / night
- Backwash: 2 mins and rinse 20 sec every 2 weeks or when pool cleaner becomes sluggish

### Remove Debris

- Clean pump & weir basket weekly.
- Brush pool walls & floor weekly.

All hth® treatments are based on 50 000 ℓ

## Calculate Your Pool's Volume



$$\text{Length} \times \text{Width} \times \text{Depth} \times 1000 = \dots \dots \dots \ell$$

## Suggested Pool Filtering Hours

Pool Size (000ℓ)	10	15	20	25	30	35	40	45	50	60	70	80	90	100
Filter Size	2	3	4	5	6	7.5	8.5	9.5	10.5	13	15	17	19	21
Pump Size	0.6kw	0.75kw	1.1kw	1.5kw	2	2.5	3	3.5	4	5	5.5	6	7	8
Filtering time measured in Hours	2	3	4	5	6	7	8	9	10	11	12	13	14	15

In winter, you can reduce the filtering hours by half



0-8600-222-40 www.hth.co.za

Registered and marketed by:  
Arch Chemicals (Pty) Ltd.  
(Reg No. 71/07322/07)  
PO Box 114, Bergvlei, 2012.  
HTH® and hth® are registered trademarks of Arch Chemicals Inc.

HTH® Granular Reg No L146 of Act 36/1947  
HTH® All-in-1 Algaecide Reg No L6848 of Act 36/1947  
HTH® Black Algaecide Micro Reg No L5622 of Act 36/1947

HTH® Shock-it Reg No L5337 of Act 36/1947  
HTH® Green Algaecide Reg No 8292 of Act 36/1947

# Solve Common Pool Problems

with



here  
to  
help

0-8600-222-40  
www.hth.co.za

## Green Water

### Problem

- No chlorine reading when testing
- Low chlorine reading

### No / Low Chlorine

### Solution

- Add hth® Green to Blue (follow directions for use).
- OR
- Correct pH: Shock treat with hth® Granular Chlorine or hth® Shock-It (follow directions for use).



### Problem

- Green algae on walls and floor
- Pool walls feel slimy
- Can be removed by brushing

### Green Algae

### Solution

- Correct pH: Shock treat with hth® Granular Chlorine or hth® Shock-It (follow directions for use).



- OR
- Correct pH: Add hth® Green Algaecide (follow directions for use).

### Problem

- Pool water is bright green
- High chlorine level
- High stabiliser level

### Over-Stabilised

### Solution

- There are no products that reduce stabiliser levels.
- Drain a portion of pool water by placing multiport valve on WASTE.
- Top up with fresh water.
- Repeat until stabiliser level is within ideal range.

### Problem

- Water turns green when chlorine added
- Metal-based products added
- Borehole water is used

### Dissolved Metals

### Solution

- Correct pH: Add hth® Metal Remover (follow directions for use).
- OR
- Shock treat with hth® Granular Chlorine or hth® Shock-It (follow directions for use).



## Cloudy Water

### Problem

- Water is cloudy but you can see the bottom of the pool

### Slightly Cloudy

### Solution

- Backwash and rinse the filter.
- Add hth® Cloudy to Clear (follow directions for use).
- Filter for correct number of hours.
- OR
- Correct pH: Add hth® Sparkle-It cube or liquid (follow directions for use).
- Filter for correct number of hours.



### Problem

- Water is so cloudy that you can't see the bottom of the pool

### Very Cloudy

### Solution

- Backwash and rinse the filter.
- Correct pH: Add hth® Xtreme Flocc and hth® Metal Remover (follow directions for use).
- This treatment requires MANUAL VACUUMING.



## Stagnant Water

### Problem

- Water looks dark green/black
- Water has been left untreated
- Pool pump/filter has not been working for an extended period.

### Stagnant Water

### Solution

- Add hth® Green to Blue and hth® Xtreme Flocc
- Treatment requires MANUAL VACUUMING.
- OR
- CORRECT pH: Add hth® Xtreme Flocc, hth® Metal Remover, and shock treat (follow directions for use).
- Treatment requires MANUAL VACUUMING.



## Algae

### Problem

- Green algae on walls and floor
- Pool walls feel slimy
- Can be removed by brushing

### Green Algae

### Solution

- Correct pH.
- Add hth® Green Algaecide (follow directions for use).



### Problem

- Slimy black patches on walls
- Can't be removed by brushing

### Black Algae

### Solution

- Correct pH
- OR
- Acid hth® Black Algaecide or hth® All-in-One Algaecide (follow directions for use).



### Problem

- Slimy patches on walls and floor
- Can't be removed by brushing

### Don't Know!

### Solution

- Correct pH
- OR
- Add hth® All-in-One Algaecide (follow directions for use).

